

*** **Special #2** ***

THE MYSTERY IN WASHINGTON, DC

**created by
GERTRUDE CHANDLER WARNER**

Illustrated by Charles Tang

ALBERT WHITMAN & Company
Morton Grove, Illinois


Springtime Fun with the Boxcar Children

The Boxcar Children are very good at solving mysteries. Now it's your chance to try to solve this mystery. In what *two* places can you find the President of the United States, the National Air and Space Museum, the Lincoln Memorial, the Washington Monument, and a dinosaur skeleton? You don't have to be a super sleuth to solve this mystery — the answers are Washington, DC, *and* in these activity pages!



It's Puzzle Time!

You *and* your pencils will have to be sharp to solve these puzzles!



The Great Bed and Breakfast Mix-up

The Boxcar Children make sure they eat a good breakfast at the Bed and Breakfast before they start their sightseeing. The meal is delicious, but there sure are some odd things happening. Can you find all the things that are wrong with this picture?



The Washington Wordsearch

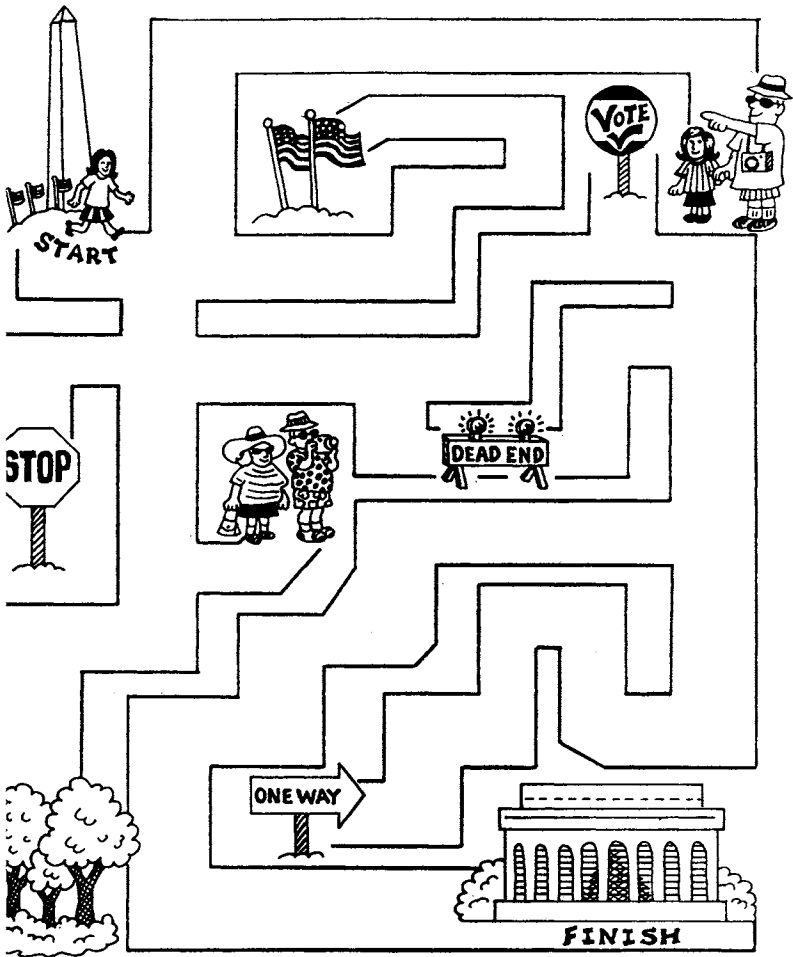
Violet has made a list of things she wants to see in our nation's capital. Hidden in this wordsearch are things that can be found around Washington, DC. The words are hidden up, down, backwards, sideways, and diagonally. Look for the words that are in capital letters:

White HOUSE, CHERRY trees, the PRESIDENT, CONGRESS, LINCOLN Memorial, MALL, Reflecting POOL, VIETNAM War Memorial, CAPITOL Building, FLAG, SENATE, Supreme COURT, SMITHSONIAN Institution, LIBRARY of Congress.



Some A-maze-ing Sights!


Washington is full of so many exciting things to see and do! Henry wanted to see the Washington Monument. Now Jessie really wants to see the Lincoln Memorial. Follow the maze and help her get there.



Hail to the Chief!

In 1800, John Adams became the first president to live in the White House. Since then, every United States president has called 1600 Pennsylvania Avenue (the White House's address) home. Can you unscramble the names of nine of our presidents?

ROVOEH	_____
TLICNON	_____
RGNAT	_____
NCOLNLI	_____
ENENDYK	_____
FLRMOEIL	_____
HBUS	_____
AOCJSKN	_____
TELYR	_____






WASHINGTON

Come and Get It!

At the Bed and Breakfast, Mrs. Parsons cooks for Henry, Jessie, Violet, and Benny. But when the Alden children are on their own, they cook for themselves. Here are two of their favorite pancake recipes. Ask an adult to cook you up a stack of hotcakes, and the rest is up to you! (These yummy recipes work just as well with waffles, too!)



JEFFERSON


Apple-y Ever After Pancakes

You will need:

a stack of 3 pancakes
1 scoop vanilla ice cream
3 thin apple slices
cinnamon

Here's what you do:

Place one apple slice on top of each pancake. Stack the pancakes so that you have pancake, apple, pancake, apple, pancake, apple. Top with ice cream and sprinkle on a small dash of spicy cinnamon.




Anna Banana Pancakes


You will need:

a stack of 3 pancakes
peanut butter
one banana, thinly sliced
melted butter

Here's what you do:

Spread peanut butter on each pancake. Top each peanut-buttered pancake with a few banana slices. Restack the pancakes, and top with melted butter.






LINCOLN

Cool Crafts!

When the Alden children lived in their little red boxcar, they took ordinary objects and turned them into *extraordinary* things. Now the kids live in a real house with their grandfather, but they still have terrific ideas for great things to make. Here are some of their favorites!



KENNEDY

A Balloon Rocket


Henry loved seeing the airplanes and model rockets at the Air and Space Museum. And as soon as he gets home, he's going to make a rocket himself. Here's how.

You will need:


a paper bag
crayons
tape
a drinking straw
string
two chairs
1 long balloon

Here's what you do:


Color the bag to make it look like a rocket.



Flatten the bag. Tape the straw lengthwise on the middle of one side of the bag. Thread the string through the straw.



Tie the string to two chairs. Move the chairs far enough apart so that the string is stretched tight.



Blow up the balloon, but don't tie the end. Use your fingers to keep it closed. Place the round, sealed end of the balloon into the bag.



Let go of the balloon and . . . **BLAST OFF!**

Looking Like the Pandas!

Violet loved watching the beautiful pandas munch on their bamboo at the National Zoo. As soon as she gets home, she will make this pretty panda mask.

You will need:

a paper plate

a hole punch

black construction paper

scissors

glue

red construction paper


2 6-inch pieces of black or white yarn

Here's what you do:

1. Use the hole punch to make holes in the paper plate where your eyes will be. Place the plate over your face and make sure you will be able to see when you are wearing your mask.
2. Punch a hole where your mouth will be.
3. Cut two panda ears from the black paper.
4. Glue the ears to the top of the paper plate.


5. Cut two doughnut-shaped circles from the black paper. Glue the doughnuts around the eyeholes you cut in the paper plate.
6. Cut a small triangle from the black paper. This will be the panda's nose. Glue the nose to the center of your mask.
7. Cut a smiling mouth with a hole in the center from the red paper. Glue the mouth to your mask over the mouth hole you made in step 2.
8. Use the hole punch to punch one hole on each side of the mask.
9. Loop one piece of your yarn through one of the holes. Make a knot. Loop the other piece of the yarn through the hole on the other side of your mask. Knot that end, too.
10. Put your mask over your face. Have a grown-up tie the two pieces of yarn together so that the mask fits comfortably.

You make a grand panda!



More Great Ideas from the Boxcar Children

The fun isn't over yet! Here are a few more activities the Boxcar Children want to share with you!



What Did You Say?

When great detectives (like the Boxcar Children) are working on a case, they sometimes have to give each other secret information. What better way to keep a secret secret than by using this special language?

Here's what you do:

Divide any word into syllables.

Example

Box · car

Say the first syllable without the first consonant.

ox

Attach the consonant to the end of the first syllable, and add the sound *eeda*.

ox · beeda

Now do the same thing with the second syllable.

ar · ceeda

So the word “boxcar” would be *oxbeeda-arceeda*.

If the syllable begins with a vowel, just add *eeda* to the end of the syllable. If the word is a one-letter word, just add *eeda* to the end of the word.

Now, you try and figure out what this secret message says:

Ooheeda-ayreedaa! Ouyeeda igfeeda-uredeeda iteeda outeeda!


The Stamp of Approval

A missing roll of stamps is just one clue in this Boxcar Children mystery. But the fun of stamp collecting is no mystery to more than 20 million Americans! And they are not alone — Queen Elizabeth of England has a stamp collection, too. And several American presidents have also collected stamps.

A really quick way for you to start your own stamp collection is to collect all of the cancelled stamps that come into your house. Another way is to go to the post office and buy American stamps. If you want to collect stamps from other countries, you will have to go to a stamp store. You can find rare stamps at stamp conventions. Beware — rare stamps can cost a fortune. In 1981 a five-cent blue Alexandria United States cover stamp sold for more than one million dollars!

No matter what stamps you decide to collect, keep them in good shape. The United States Post Office recommends you store your stamps in an album — under clear plastic or in special stamp hinges. Don't glue or tape them.

One thing's for sure — starting a stamp collection will help stamp out boredom!



Fun Facts About the Presidents

Amaze your friends with the fun things you know about these presidents of the United States!

* Andrew Jackson was the first president born in a log cabin.



*Martin Van Buren was our shortest president. His friends nicknamed him Little Van. Before he became president, Martin Van Buren was a lawyer, and he would sometimes have to stand on tables to talk to the jury.

* President John Tyler had fifteen children. He was playing marbles with some of them when he got the message that he had become president.

* Grover Cleveland was the only president to get married in the White House.

* The teddy bear is named for Theodore “Teddy” Roosevelt.



* Calvin Coolidge had a pet raccoon named Rebecca, which he walked on a leash!

* Harry Truman was the first president to give a speech on television.


* President Gerald Ford was an all-star football player in college.

* President Bill Clinton is also a musician. He plays the saxophone. He likes it when people call him Elvis, after his favorite singer, Elvis Presley.




Answers to the Puzzles


The Great Bed and Breakfast Mix-up



The Washington Wordsearch



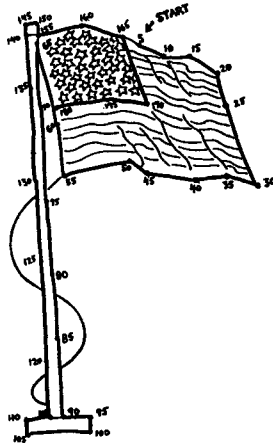
Some A-maze-ing Sights!



Hail to the Chief!

Hoover, Clinton, Grant, Lincoln, Kennedy, Fill-
more, Bush, Jackson, Tyler

Flying High!



ICU

